

# Postural Examination Report

**Examination Profile:**

Title: report test

Date: 11/2/2021

**Patient Profile:**

First Name: test

Last Name: test

Age: 29

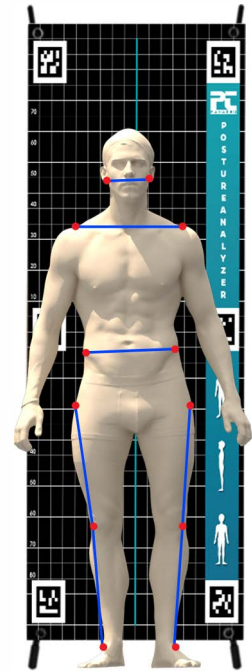
Weight: 80

Height: 190

**Anterior Measurements**

|                            | Value  | Min   | Max   |
|----------------------------|--------|-------|-------|
| Head Alignment             | -1.73  | -0.9  | 3.9   |
| Shoulder Alignment         | -0.7   | -0.7  | 3.3   |
| Pelvic Alignment           | 0      | -1.4  | 1.8   |
| Right Lower Limb Alignment | 173.26 | 174.7 | 181.5 |
| Left Lower Limb Alignment  | 174.02 | 174.7 | 181.5 |

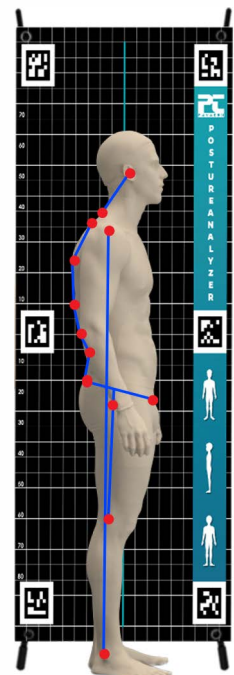
Head tilted to right -1.73  
 Left shoulder elevated -0.7  
 Right lower limb outward rotaion 173.26  
 Left lower limb outward rotaion 174.02



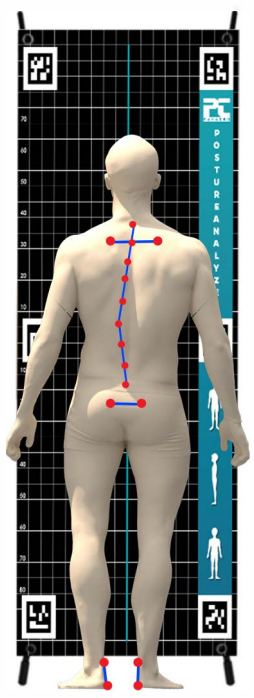
**Lateral Measurements**

|                   | Value  | Min   | Max   |
|-------------------|--------|-------|-------|
| Head Angle        | 44.11  | 46.55 | 56.29 |
| Pelvic Alignment  | 177.79 | 167.8 | 177.4 |
| Body Alignment    | -3.17  | 0.79  | 2.67  |
| Hip Angle         | 152.33 | 141.8 | 157.8 |
| Thoracic Kyphosis | 35.92  | 48    | 63    |
| Lumbar Lordosis   | 32.02  | 32    | 63.1  |

Head tilted forward 2.44  
 Posterior side of pelvis elevated 0.39  
 Body leaned backward 3.96  
 flat thoracic spine 35.92



| Posterior Measurements | Value | Min  | Max |
|------------------------|-------|------|-----|
| Scapula Alignment      | -0.21 | -0.6 | 1.6 |
| Pelvic Alignment       | -2.54 | -3.1 | 1.3 |
| Right Rearfoot Angle   | -6.54 | -4   | 4   |
| Left Rearfoot Angle    | -3.4  | -4   | 4   |
| Cobb Angle             | 22.2  | 0    | 10  |



Scapulas aligned related to T3  
Right side of pelvis elevated -2.54  
Right foot mild varus, everted -6.54  
Cobb angle elevated 22.2  
Thoracic scoliosis find in Left side

**Doctor's advice:** \_\_\_\_\_

\_\_\_\_\_

\_\_\_\_\_